

Customer Information	
Name	MINESPEC PARTS PTY LTD
Address	171 GARDINERS ROAD HABANA QLD
Dealer / Branch	Mackay - Parts Machine Sales Service

Inspection Details			
Machine Model	PC1100-6	SMR Hours	14576
Serial Number	10216	Delivery Date	
Equipment No.		Inspection Date	28/06/2017
Inspected By	Warren Rowler		

Machine Application	
Application	
Ground Cond.	
Working Cond.	
Jobsite Location	

Underfoot Conditions			
Terrain		Moisture	
Abrasive		Packing	
Attachments	NA		

Temperature Diagnosis	
LHS	RHS
<input type="text"/>	<input type="text"/>
<input type="text"/>	<input type="text"/>

Undercarriage Information							
Link Type	GST	Idler	STD	Sprocket	STD	Shoe Spec	STD
Link Spec	STD	Carrier Roller	STD	Impact	NORMAL	Shoe Type	DOUBLE
Bushing	STD	Track Roller	STD				

Component	Brand	Replacement History			Sonic	Measurement mm	%Worn to repair	Potential Life		Replace Date	Critical
		SMR	Date	Hours				Hours	Days		
	L: KOMATSU	0		14576		1129	72	5668			■
	R: KOMATSU	0		14576		1130	79	3875			■

Component	Brand	Replacement History			Sonic	Measurement mm	%Worn to repair	Potential Life		Replace Date	Critical
		SMR	Date	Hours				Hours	Days		
	L: KOMATSU	0		14576	<input type="checkbox"/>	94.4	86	2373			■
	R: KOMATSU	0		14576	<input type="checkbox"/>	95.1	74	5121			■

Component	Brand	Replacement History			Sonic	Measurement mm	%Worn to repair	Potential Life		Replace Date	Critical
		SMR	Date	Hours				Hours	Days		
	L: KOMATSU	0		14576	<input type="checkbox"/>	177	40	21864			■
	R: KOMATSU	0		14576	<input type="checkbox"/>	177	40	21864			■

Component	Brand	Replacement History			Sonic	Measurement mm	%Worn to repair	Potential Life		Replace Date	Critical
		SMR	Date	Hours				Hours	Days		
	L: KOMATSU	0		14576	<input type="checkbox"/>	47	12	106891			■
	R: KOMATSU	0		14576	<input type="checkbox"/>	46	16	76524			■

Component	Brand	Replacement History			Sonic	Measurement mm	%Worn to repair	Potential Life		Replace Date	Critical
		SMR	Date	Hours				Hours	Days		
	L: KOMATSU	0		14576	<input type="checkbox"/>	25	73	5391			■
	R: KOMATSU	0		14576	<input type="checkbox"/>	25	73	5391			■

Component	Brand	Replacement History			Sonic	Measurement mm	%Worn to repair	Potential Life		Replace Date	Critical
		SMR	Date	Hours				Hours	Days		
	L: KOMATSU	0		14576	<input type="checkbox"/>	F 185	100	0			■
	R: KOMATSU	0		14576	<input type="checkbox"/>	R 168	161	0			■

Component	Brand	Replacement History			Sonic	Measurement mm	%Worn to repair	Potential Life		Replace Date	Critical
		SMR	Date	Hours				Hours	Days		
	L: KOMATSU	0		14576	<input type="checkbox"/>	F 0	0	0			<input type="checkbox"/>
	R: KOMATSU	0		14576	<input type="checkbox"/>	F 0	0	0			<input type="checkbox"/>

Component	Brand	Replacement History			Judgement	Comments and Recommendations
		SMR	Date	Hours		
	L: KOMATSU	0		14576	FAIR	
	R: KOMATSU	0		14576	FAIR	

* Potential life and replace date is suggested based on current working conditions, any change in conditions may effect these values.
 * Approximate potential life is calculated for non-genuine parts so the components might wear out more quickly then suggested time.

INSPECTION REPORT [ROLLERS]

Customer Information	
Name	MINESPEC PARTS PTY LTD
Address	171 GARDINERS ROAD HABANA QLD

Inspection Details			
Machine Model	PC1100-6	SMR Hours	14576
Serial Number	10216	Delivery Date	
Equipment No.		Inspection Date	28/06/2017

Component	Brand	Replacement History			Sonic	Measurement mm	%Worn to repair	Potential Life		Replace Date	Critical
		SMR	Date	Hours				Hours	Days		
	Front										
	L: KOMATSU	0		14576	<input type="checkbox"/>	185	100	0			<input checked="" type="checkbox"/>
	R: KOMATSU	0		14576	<input type="checkbox"/>	196	54	12417			<input checked="" type="checkbox"/>
	Center										
	L: KOMATSU	0		14576	<input type="checkbox"/>	192	72	5668			<input checked="" type="checkbox"/>
	R: KOMATSU	0		14576	<input type="checkbox"/>	189	84	2776			<input checked="" type="checkbox"/>
	Rear										
	L: KOMATSU	0		14576	<input type="checkbox"/>	198	45	17815			<input checked="" type="checkbox"/>
	R: KOMATSU	0		14576	<input type="checkbox"/>	168	161	0			<input checked="" type="checkbox"/>

Component	Brand	Replacement History			Sonic	Measurement mm	%Worn to repair	Potential Life		Replace Date	Critical
		SMR	Date	Hours				Hours	Days		
	F										
	L: KOMATSU	0		14576	<input type="checkbox"/>	0	0	0			<input type="checkbox"/>
	R: KOMATSU	0		14576	<input type="checkbox"/>	0	0	0			<input type="checkbox"/>
	2										
	L: KOMATSU	0		14576	<input type="checkbox"/>	0	0	0			<input type="checkbox"/>
	R: KOMATSU	0		14576	<input type="checkbox"/>	0	0	0			<input type="checkbox"/>
	3										
	L: KOMATSU	0		14576	<input type="checkbox"/>	0	0	0			<input type="checkbox"/>
	R: KOMATSU	0		14576	<input type="checkbox"/>	0	0	0			<input type="checkbox"/>
	4										
	L: KOMATSU	0		14576	<input type="checkbox"/>	0	0	0			<input type="checkbox"/>
	R: KOMATSU	0		14576	<input type="checkbox"/>	0	0	0			<input type="checkbox"/>
	5										
	L: KOMATSU	0		14576	<input type="checkbox"/>	0	0	0			<input type="checkbox"/>
	R: KOMATSU	0		14576	<input type="checkbox"/>	0	0	0			<input type="checkbox"/>
	6										
	L: KOMATSU	0		14576	<input type="checkbox"/>	0	0	0			<input type="checkbox"/>
	R: KOMATSU	0		14576	<input type="checkbox"/>	0	0	0			<input type="checkbox"/>
	7										
	L: KOMATSU	0		14576	<input type="checkbox"/>	0	0	0			<input type="checkbox"/>
	R: KOMATSU	0		14576	<input type="checkbox"/>	0	0	0			<input type="checkbox"/>
	8										
	L: KOMATSU	0		14576	<input type="checkbox"/>	0	0	0			<input type="checkbox"/>
	R: KOMATSU	0		14576	<input type="checkbox"/>	0	0	0			<input type="checkbox"/>
9											
L: KOMATSU	0		14576	<input type="checkbox"/>	0	0	0			<input type="checkbox"/>	
R: KOMATSU	0		14576	<input type="checkbox"/>	0	0	0			<input type="checkbox"/>	
R											
L: KOMATSU	0		14576	<input type="checkbox"/>	0	0	0			<input type="checkbox"/>	
R: KOMATSU	0		14576	<input type="checkbox"/>	0	0	0			<input type="checkbox"/>	

* Potential life and replace date is suggested based on current working conditions, any change in conditions may effect these values.
 * Approximate potential life is calculated for non-genuine parts so the components might wear out more quickly then suggested time.

Customer Information	
Name	<input type="text" value="MINESPEC PARTS PTY LTD"/>
Address	<input type="text" value="171 GARDINERS ROAD HABANA QLD"/>


Inspection Details			
Machine Model	<input type="text" value="PC1100-6"/>	SMR Hours	<input type="text" value="14576"/>
Serial Number	<input type="text" value="10216"/>	Delivery Date	<input type="text"/>
Equipment No.	<input type="text"/>	Inspection Date	<input type="text" value="28/06/2017"/>



Component	General Inspection	Check	Satisfactory	Unsatisfactory
Link Pitch 		1. Pins Loose 2. Pins Welded	<input checked="" type="checkbox"/> <input checked="" type="checkbox"/>	<input type="checkbox"/> <input type="checkbox"/>
Bushing 		1. Wear Side 2. Cracked 3. Loose	<input checked="" type="checkbox"/> <input checked="" type="checkbox"/> <input checked="" type="checkbox"/>	<input type="checkbox"/> <input type="checkbox"/> <input type="checkbox"/>
Link Height 		1. Severe Tred Wear 2. Severe Side Wear 3. Master Links	<input checked="" type="checkbox"/> <input checked="" type="checkbox"/> <input checked="" type="checkbox"/>	<input type="checkbox"/> <input type="checkbox"/> <input type="checkbox"/>
Track Shoe 	1. Width <div style="text-align: center;"> <input type="text" value="700"/> <input type="text" value="mm"/> </div> 2. Type <input checked="" type="checkbox"/> With Hole <input type="checkbox"/> Without Hole	3. Bent or Cracked 4. Sev. Plates Wear 5. Bolts Loose	<input checked="" type="checkbox"/> <input checked="" type="checkbox"/> <input checked="" type="checkbox"/>	<input type="checkbox"/> <input type="checkbox"/> <input type="checkbox"/>
Idler 	1. Wear Pattern <input type="checkbox"/> Inside <input checked="" type="checkbox"/> Top <input type="checkbox"/> Outside	2. Cracked 3. Guide Adjusted 4. Oil Leaks	<input checked="" type="checkbox"/> <input type="checkbox"/> <input checked="" type="checkbox"/>	<input type="checkbox"/> <input checked="" type="checkbox"/> <input type="checkbox"/>
Carrier Roller 		1. Out of Round/Packed 2. Cracked/Chipped 3. Oil Leaks	<input type="checkbox"/> <input checked="" type="checkbox"/> <input checked="" type="checkbox"/>	<input checked="" type="checkbox"/> <input type="checkbox"/> <input type="checkbox"/>
Track Roller 		1. Out of Round/Packed 2. Cracked/Chipped 3. Oil Leaks	<input checked="" type="checkbox"/> <input checked="" type="checkbox"/> <input checked="" type="checkbox"/>	<input type="checkbox"/> <input type="checkbox"/> <input type="checkbox"/>
Sprocket 	1. Wear Pattern LHS <input type="checkbox"/> Front Drive Side <input type="checkbox"/> Rear Drive Side <input type="checkbox"/> Tip <input checked="" type="checkbox"/> Root	2. Wear Pattern RHS <input type="checkbox"/> Front Drive Side <input type="checkbox"/> Rear Drive Side <input type="checkbox"/> Tip <input checked="" type="checkbox"/> Root	<input checked="" type="checkbox"/> <input type="checkbox"/> <input checked="" type="checkbox"/> <input checked="" type="checkbox"/>	<input type="checkbox"/> <input checked="" type="checkbox"/> <input type="checkbox"/> <input type="checkbox"/>




Component	General Inspection	Satisfactory	Unsatisfactory
Track Adjustments	1. Are the track tension adjustments correct for application? (Recommendation 20-30 mm)	<input type="checkbox"/>	<input checked="" type="checkbox"/>
Track Frames	1. Check deformations, cracks, severe wear of frames and braces. 2. Visual check for track frame alignments.	<input checked="" type="checkbox"/> <input checked="" type="checkbox"/>	<input type="checkbox"/> <input type="checkbox"/>
Track Guards	<input checked="" type="checkbox"/> Full <input type="checkbox"/> Center <input type="checkbox"/> None 1. Check deformations, cracks, severe wear and missing guards. 2. Visual check for track frame alignments.	<input checked="" type="checkbox"/> <input checked="" type="checkbox"/>	<input type="checkbox"/> <input type="checkbox"/>




Customer Information	
Name	MINESPEC PARTS PTY LTD
Address	171 GARDINERS ROAD HABANA QLD

Inspection Details			
Machine Model	PC1100-6	SMR Hours	14576
Serial Number	10216	Delivery Date	
Equipment No.		Inspection Date	28/06/2017

Evidence	Job Site	Machine With Ground
Machine		




Evidence	LHS	RHS
Undercarriage		

Component	LHS	RHS
		




Component	LHS	RHS
		




Customer Information	
Name	MINESPEC PARTS PTY LTD
Address	171 GARDINERS ROAD HABANA QLD

Inspection Details			
Machine Model	PC1100-6	SMR Hours	14576
Serial Number	10216	Delivery Date	
Equipment No.		Inspection Date	28/06/2017

Component	LHS	RHS
 Light		

Component	1. LHS	1. RHS
 Shoe		


Component	2. LHS	2. RHS
 Shoe		




Component	LHS	RHS
 Sleeve		


Customer Information	
Name	MINESPEC PARTS PTY LTD
Address	171 GARDINERS ROAD HABANA QLD

Inspection Details			
Machine Model	PC1100-6	SMR Hours	14576
Serial Number	10216	Delivery Date	
Equipment No.		Inspection Date	28/06/2017

Component	LHS	RHS
 Roller		

Component	LHS	RHS
 Sprocket		

Component	1. LHS	1. RHS
 Sprocket		

Component	2. LHS	2. RHS
 Sprocket	